



SPECTRUM SYSTEM

A Square Post System With Many Options

The Spectrum System features pre-drilled square posts and fittings to surface or fascia mount the posts and mount handrails. The cable infill offers a choice between using 1/8" or 5/32" cable with HandiSwage™ Studs. You can find installation instructions at www.atlantisrail.com or by asking your Atlantis Rail Sales Representative for more information. Customers must source their own flat handrail. Choose from the colors below.



COLOR SELECTION

STANDARD



SPECIAL



Colors from top, left to right: Black, Metallic Silver, Pure White, Pebble Grey, Brown and Deep Red.

**Uncoated option available upon request.*

CABLE INFILL OPTIONS

HandiSwage™

The Spectrum System is available using a 5/32" or 1/8" diameter cable and hand swage studs, making it one of the simplest and most economical cable railing systems available. All the studs, cable and accessories are made from electro-polished 316L stainless steel for maximum corrosion resistance and durability. For a finished look, we offer a variety of cover nut sets including multiple styles and colors.



SPECTRUM SYSTEM



ADA HANDRAIL MOUNTING BRACKET

The ADA Handrail Mounting Bracket features a clamp that fits onto a Spectrum post and allows for the attachment of rail end and mid support fittings. These supports accept a 1-1/2" stainless steel tube which enables the Spectrum System to be ADA compliant. The clamp is powder-coated to match the post color.



S0904-XX60* (clamp) & S0901-0401 (rail mid support)

REINFORCING CHANNEL

This channel is used in applications where the handrail needs additional structural reinforcement. It fits over the Top Mounting Plate Assembly and the screws can be mounted through the slots running the length of the channel and into the handrail. The Reinforcing Channel is powder-coated to match the post color and available in 48" lengths and can be cut to size. The 36" surface mount post requires a spacing block (S0904-XX58*). Spacing block sold separately with fasteners.



S0904-XX54*

WIDE MOUNTING PLATE

The Wide Mounting Plate is twice the width of the standard mounting plate and is used in applications where a wider top rail is desired. The plate is powder-coated to match the post color. Additional wood screws are included.




S0904-XX53*

* "XX" in the part number is the color designation. Replace with "BK" for black, "MT" for metallic silver or "SP" for one of the special colors.

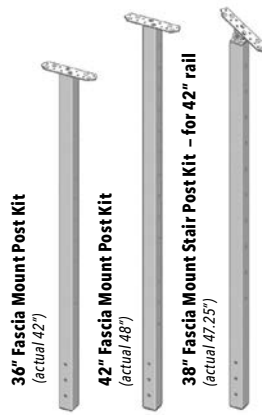
POST KIT COMPONENTS

Spectrum surface mount & fascia mount post kits include the following components:



SURFACE MOUNT POSTS

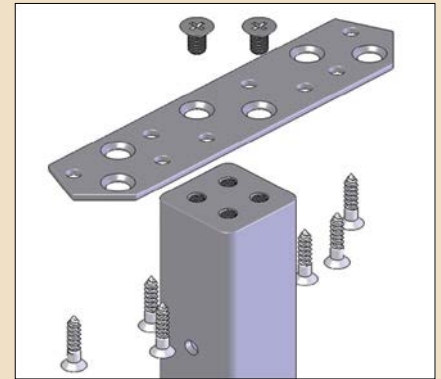
- 1 - Square Post
- 1 - Top Mounting Plate Assembly
- 4 - Lag Screws (to surface mount post)
- 4 - Lag Screw Caps
- 1 - Base Cover



FASCIA MOUNT POSTS

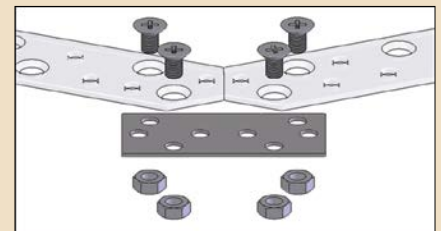
- 1 - Square Post
- 1 - Top Mounting Plate Assembly
- 1 - Plastic Bottom Cap
- 3 - Lag Screws (to fascia mount post)
- 3 - Lag Screw Caps

Refer to Spectrum System installation instructions for more details.




Top Mounting Plate Assembly (fasteners included)

This assembly allows for the easy installation of a customer supplied flat top rail. Each plate is precision machined with matching hole patterns for easy installation to posts and handrails. A stainless plate is fastened to the post and wood screws are then drilled up into the top rail.

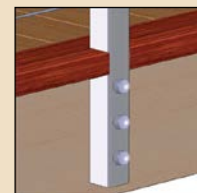


Corner Mending Plate Set - S0904-XX51* (fasteners included)

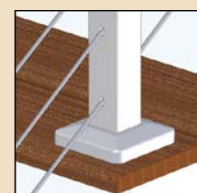
This set is used to join Top Mounting Plate Assemblies on corner posts. The hole patterns match those of the Mounting Plate and attach using the 1/4" screws and nuts.



The mounting plates feature angled ends which allow installers to meet 90° or 135° angles at corners. Corners require double posts.



Stainless Lag Screws (5/16" x 4-1/2") and Lag Screw Caps are included in kits for fascia mount posts.



The base cover can be added once the surface mount post is secured for a finished look.